

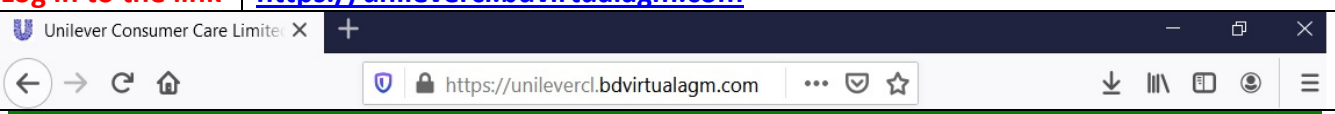



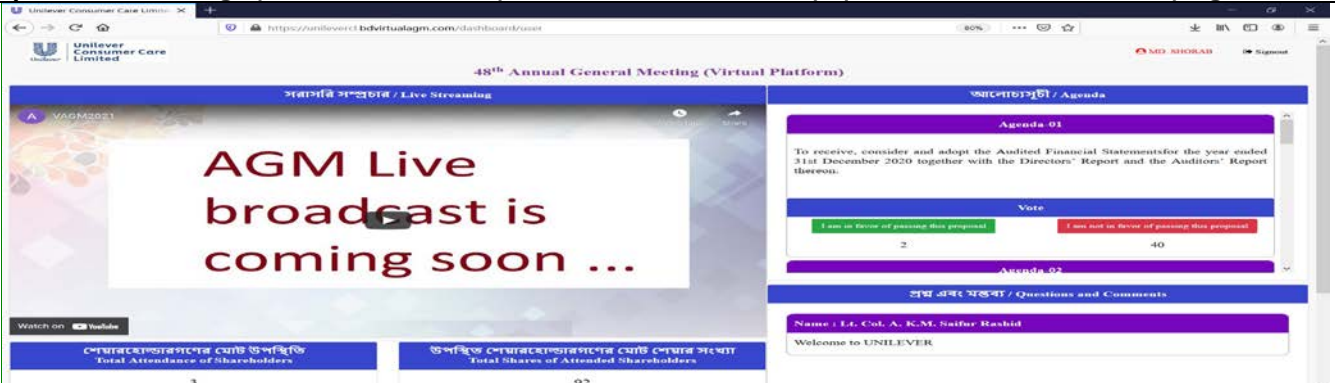
Unilever Consumer Care Limited's Virtual AGM System Manual

Supported Browser: Latest version of

Google Chrome , Microsoft Edge , Opera , Safari , Mozilla Firefox 

Supported Device: Laptop, Desktop, Tab, Mobile (android/ iPhone)

Virtual AGM with this simple step:

Step - 1	
Log in to the link	https://unilevercl.bdvirtualagm.com
	
Step 2	
Log on Interface	
Before Activation  <p style="font-size: small; text-align: center;">48th Annual General Meeting (Virtual Platform) will be held on 29th April, 2021 (Thursday) at 11:00 A.M. ৪৮তম বার্ষিক সাধারণ সভা (ভার্চুয়াল প্ল্যাটফর্ম) ২৯শে এপ্রিল, ২০২১ (বৃহস্পতিবার) সকাল ১১:০০ ঘটিকায় অনুষ্ঠিত হইবে। Website activation will be made on 28th April at 11:00 A.M.</p>	After Activation 
Step 3	
<p>Login screen:</p> <ol style="list-style-type: none"> Enter 16 digit BO number or 5 digit Folio number* Click Go button then Click Login button 	
Step 4	
Shareholders can see:	
a) Live Streaming b) Total attendance (Number of Shareholders) c) Question & Comments d) Agenda	
	
Step-5	
<p style="color: red; text-align: center;">Shareholders can do:</p> <p>Send Question & Comments through text up to the end of AGM (English or Bangla)</p>	<p style="color: red; text-align: center;">Shareholders can do:</p> <p>Shareholders can vote (Yes/ No) for any Agenda</p>
